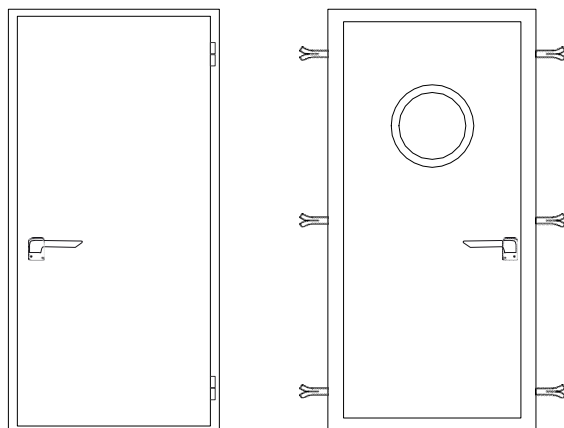


SILENTIUM PM 49

Metallic door and frame all around the edge

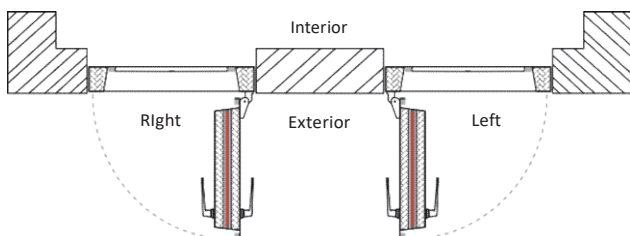


1 Sheet Door



INTERIOR VIEW
(Right Door)

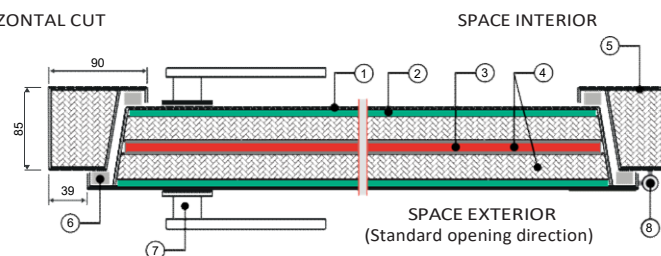
EXTERIOR VIEW
(Right Door)



STANDARD Model	FREE PASSAGE MEASURES L x A (mm)	EXTERIOR DOOR MEASURES L x A (mm)	RECOMMENDED MEASURES FOR THE CONSTRUCTION SPAN (*) L x A (mm)	WEIGHT (Kg)
SILENTIUM PM 49-1/700	700 x 2000	880 x 2180	885 x 2185	115
SILENTIUM PM 49-1/800	800 x 2000	980 x 2180	985 x 2185	125
SILENTIUM PM 49-1/900	900 x 2000	1080 x 2180	1085 x 2185	136
SILENTIUM PM 49-2/1400	1400 x 2000	1580 x 2180	1585 x 2185	192
SILENTIUM PM 49-2/1600	1600 x 2000	1780 x 2180	1785 x 2185	213
SILENTIUM PM 49-2/1800	1800 x 2000	1980 x 2180	1985 x 2185	235

(*) It can (and should) vary in function of the type of involving wall and the respective dimensional tolerances.

HORIZONTAL CUT

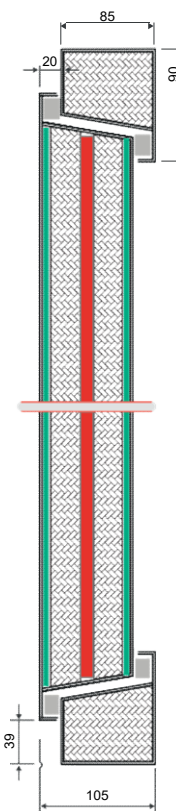


- 1 - Steel Sheet
- 2 - Dampening blade applied by collage
- 3 - Heavy Core
- 4 - Panel in a very absorbing palte

SPACE INTERIOR

- 5 - Metallic frame with absorbing interior
- 6 - Sealant in special profile
- 7 - Inox Steel handle
- 8 - Adequate hinge to the weight of the door, allowing a 180-degree rotation

VERTICAL CUT



CHARACTERISTICS

Acoustic metallic Door with 85 mm of thickness, including the frame all around the edge.

Constituted by a heavy core and two absorbent chambers totally filled with M0 classification fire material.

With self-opening system / manual closing in aluminum wedge and double seal in special profile all around the edge.

Possibility of being supplied with oblique props and/or hurricanes on the frame for fixation with screws.

TYPICAL APPLICATIONS

Recording studios, cinema rooms, auditoriums, machine rooms and multiple industrial situations where high levels of acoustic isolation are required.

THICKNESS: 85 mm.

Rw = 52dB

Test LAIC 8-126/05

ACESSORIES/POSSIBLE OPTIONS (UNDER CONSULTATION):

Elimination of the frame in the pavement in substitution of mobile sealing, acoustic visors, anti-panic bars and locks with key.

SUPERFICIAL STANDARD TREATMENT:

Primary gray color enamel

